




**INSTITUCIÓN UNIVERSITARIA COLEGIO MAYOR DE ANTIOQUIA
INFORME EJECUCIÓN PRESUPUESTAL DE GASTOS - A JUNIO 30 DE 2019**

Cifras expresadas en pesos

	CONCEPTO	APROPIACION INICIAL	ADICIONES	REDUCCIONES	CRÉDITOS	CONTRA CRÉDITOS	PRESUPUESTO DEFINITIVO	PRESUPUESTO DISPONIBLE	TOTAL CDP	EJECUCIÓN PRESUPUESTAL				% EJEC
										SALDOS RP	CUENTAS POR PAGAR	PAGOS	TOTAL EJECUCIÓN	
2	GASTOS	37,189,906,830	185,269,393,241	0	9,607,920,312	9,607,920,312	222,459,300,071	61,342,745,232	161,116,554,839	86,863,634,648	1,459,711,960	68,668,869,197	156,992,215,805	71%
21	FUNCIONAMIENTO	20,095,415,720	167,303,067,251	0	9,362,242,501	9,362,242,501	187,398,482,971	47,077,301,436	140,321,181,535	78,102,533,617	1,416,637,366	60,102,552,770	139,621,723,753	75%
2110	GASTOS DE PERSONAL	10,535,939,999	1,256,122,603	0	556,743,919	715,430,355	11,633,376,166	1,278,208,274	10,355,167,892	6,466,554,925	189,881,492	3,698,109,078	10,354,545,495	89%
2120	GASTOS GENERALES	3,166,910,001	29,926,104	0	236,550,634	77,864,198	3,355,522,541	824,590,103	2,530,932,438	1,533,264,129	2,713,200	847,544,011	2,383,521,340	71%
2130	TRANSFERENCIAS CORRIENTES	1,180,150,000	0	0	0	0	1,180,150,000	288,738,612	891,411,388	757,897,801	8,168,500	122,374,724	888,441,025	75%
24	CONVENIOS	5,212,415,720	141,444,075,314	0	2,462,157,513	2,462,157,513	146,656,491,034	33,293,578,750	113,362,912,284	66,019,591,158	1,101,506,801	45,749,786,070	112,870,884,029	77%
25	RECURSOS DE BALANCE - CONVENIOS	0	24,572,943,230	0	6,106,790,435	6,106,790,435	24,572,943,230	11,392,185,697	13,180,757,533	3,325,225,604	114,367,373	9,684,738,887	13,124,331,864	53%
23	INVERSIÓN	17,094,491,110	17,966,325,990	0	245,677,811	245,677,811	35,060,817,100	14,265,443,796	20,795,373,304	8,761,101,031	43,074,594	8,566,316,427	17,370,492,052	50%
230505	RP - AMPLIACIÓN Y SOSTENIMIENTO DE COBERTURA	220,000,000	0	0	0	0	220,000,000	97,554,686	122,445,314	109,532,134	0	12,913,180	122,445,314	56%
231005	MEJORAMIENTO DE LA CALIDAD	1,547,383,071	3,057,471,676	0	17,825,000	17,825,000	4,604,854,747	3,144,738,033	1,460,116,714	549,928,496	24,000,000	666,667,386	1,240,595,882	27%
231010	AMPLIACIÓN Y SOSTENIMIENTO DE COBERTURA	4,252,616,929	10,707,131,404	0	171,000,000	171,000,000	14,959,748,333	7,897,030,507	7,062,717,826	2,429,700,015	10,213,174	1,517,755,952	3,957,669,141	26%
231015	PRESUPUESTO PARTICIPATIVO	11,074,491,110	120,535,703	0	0	0	11,195,026,813	1,089,472,865	10,105,553,948	4,479,895,970	3,621,420	5,618,466,554	10,101,983,944	90%
2325	RECURSOS DE BALANCE - INVERSIÓN	0	3,413,001,582	0	56,852,811	56,852,811	3,413,001,582	2,036,647,705	1,376,353,877	973,745,735	5,240,000	300,626,411	1,279,612,146	37%
2330	RESERVAS PRESUPUESTALES	0	668,185,625	0	0	0	668,185,625	0	668,185,625	218,298,681	0	449,886,944	668,185,625	100%


BERNARDO ARTEAGA VELÁSQUEZ
Rector


JORGE WILLIAM ARREDONDO ABANGO
Vicerrector Administrativo y Financiero


YENNY CAROLINA ARROYAVE MIRA
Presupuesto