

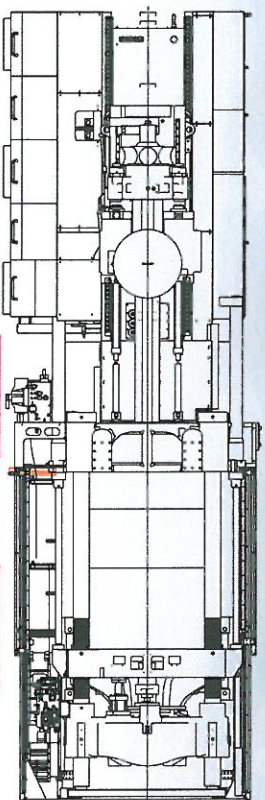


## Titan MXS 1100 Shuttle Table

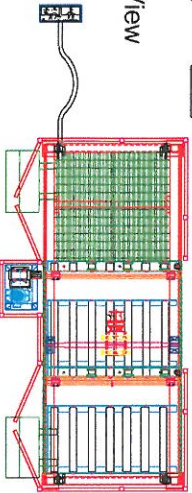
### Features

### Benefits

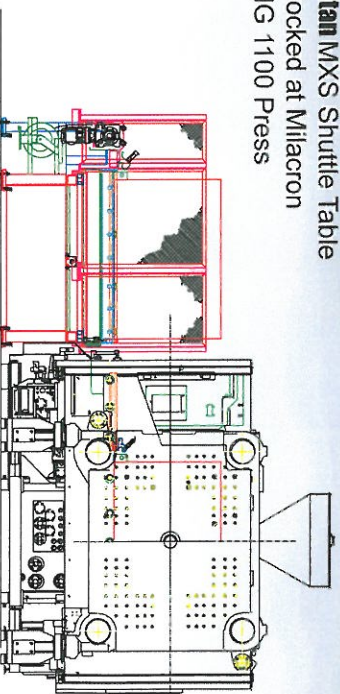
Two Station Shuttle Table	Next mold is immediately available for quick tool change
Shuttle table indexes from side to side with electric power	Operator can easily and quickly position tool
Shuttle indexing is executed with push button and auto stop	Side to side travel stops automatically to retrieve or insert mold
Normal mold change time is approximately 10 minutes	Quick Change makes for more available press utilization
Rigid Chain Push-Pull mold retrieval and insertion provided	Operator push button automatically transfers mold in and out with precision
Floor Mounted table and mobile top	Table is aligned with the press- -no adjustments needs
Designed for 30,000 molds	Matched to Milacron Press
Perimeter fence with electric interlocks	Ensures safety of personnel in the area



Top View



**Titan MXS Shuttle Table**  
Docked at Milacron  
MG 1100 Press



Side View