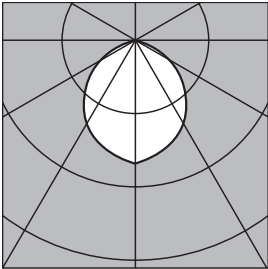
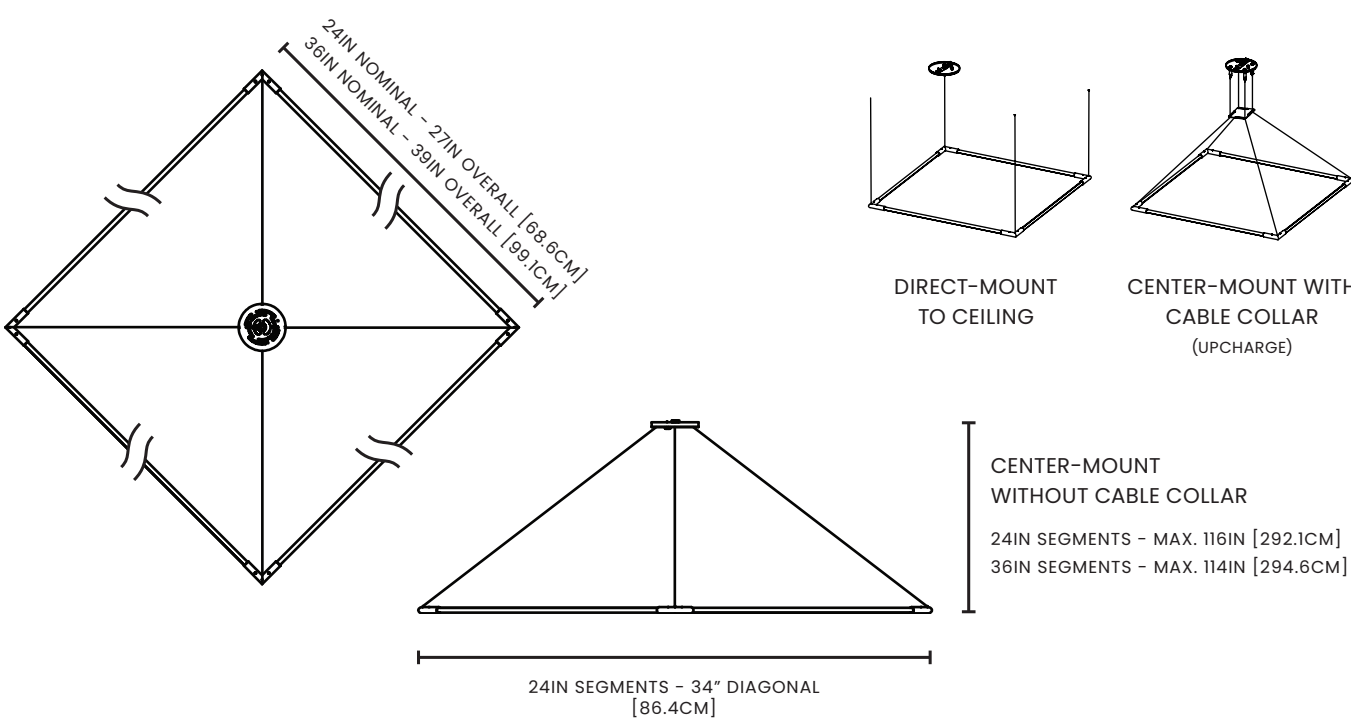
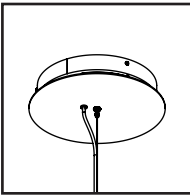


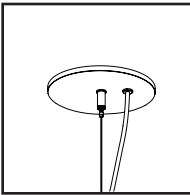
TECHNICAL | THIN Primaries Square Suspension



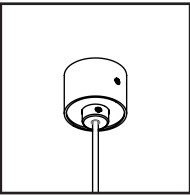
FROSTED LENS
90° BEAM ANGLE



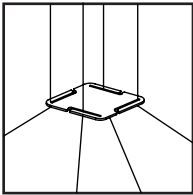
LOCAL CANOPY
7IN DIA X 2IN



JUNCTION BOX
COVER PLATE
5IN DIA X 0.5IN



MINI CANOPY
(OPTIONAL)
1.25IN DIA X
1.125IN



CABLE COLLAR
(OPTIONAL)
3IN X 3IN

ILLUMINATION

CRI 95+, R9 90+ standard
2700K, 3000K, 3500K, 4000K options

24" segment 2400LM / 27.2W
36" segment 3680LM / 38.4W
90LM/W
50,000 hrs LED life L80

POWER

24VDC output Class 2 constant
voltage power supply
120VAC input voltage
Contact Juniper for alternate inputs

FINISHES

Satin Brass, Black Oxide, Satin Nickel

MATERIALS

Solid brass, PMMA

DIMMING

2-Wire/TRIAC/Forward Phase
0-10V
3-Wire
See Power Supply section for details
Contact Juniper for alternate
requirements

MOUNTING

(x4) 1/16" aircraft cables, field
adjustable
16ft Clear-jacketed 22AWG co-axial
silver cord, field adjustable
Direct-mounting and center-
mounting options available
Cable Collar in matching finish
optional for center mounting

SYSTEM RUN

Limited by power supply wattage only

BUILD A SPECIFICATION | THIN Primaries Square Suspension

SERIES		FINISH		CONFIGURATION		SEGMENTS			COLOR TEMP			MOUNTING		
JPR-THES		-	0	-	SQR	-	X	X	-		-	F	-	
						2 OR 3			LENS			POWER SUPPLY		

SAMPLE SKU: JPR-THES-01-SQR-3-30-F-R-CX
Satin Brass, 36" segments, 3000K, frosted lens, remote power
supply, center-mount to canopy without a cable collar

CODE DEFINITIONS

FINISHES



01 Satin Brass



02 Black Oxide



03 Satin Nickel



40 Bronze

SEGMENTS

2 24 inch - 2400LM delivered / 27.2W
3 36 inch - 3680LM delivered / 38.4W

Contact Juniper for custom segment lengths

COLOR TEMPERATURE

27 2700K
30 3000K
35 3500K
40 4000K

LENS

F Frosted - 90° beam angle

MOUNTING

CX Center-Mount to Canopy without Cable Collar
Includes corresponding canopy
CC Center-Mount to Canopy with Cable Collar (upcharge)
Includes corresponding canopy
DM Direct-Mount to Junction Box (Local or Remote)
Includes corresponding canopy for a single power
cord with ceiling grippers for other mounting points
MM 2" Mini Mount | Direct-Mount to Ceiling (Remote Only)
Includes corresponding canopy for a single power
cord with ceiling grippers for other mounting points

POWER SUPPLY OPTIONS

R. REMOTE

STANDARD 120-277V INPUT - 2-WIRE/TRIAC/FORWARD
PHASE/ELV

STANDARD 120-277V INPUT - 0-10V

LUTRON 120V INPUT - TRIAC DIMMING (40W) (UPCHARGE)

LUTRON 120-277V INPUT - 3-WIRE (UPCHARGE)

L. LOCAL

STANDARD 120-277V INPUT - TRIAC/0-10V/ELV DIMMING

Our team will determine correct wattages for power supplies
based on chosen configuration. Contact Juniper for custom
requirements or further power supply specifications.

Project	Type
Notes	