

1

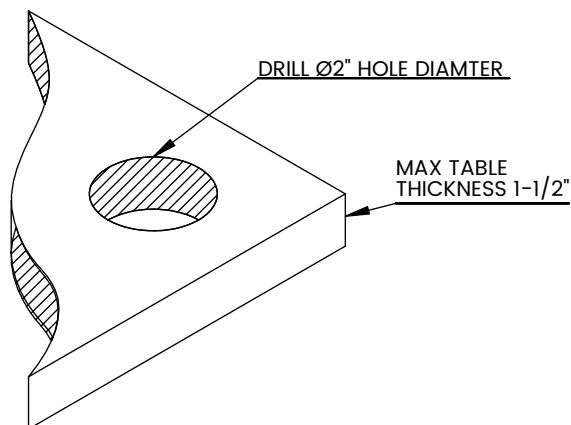


FIGURE 1

Drill a Ø2" hole in the table.

3

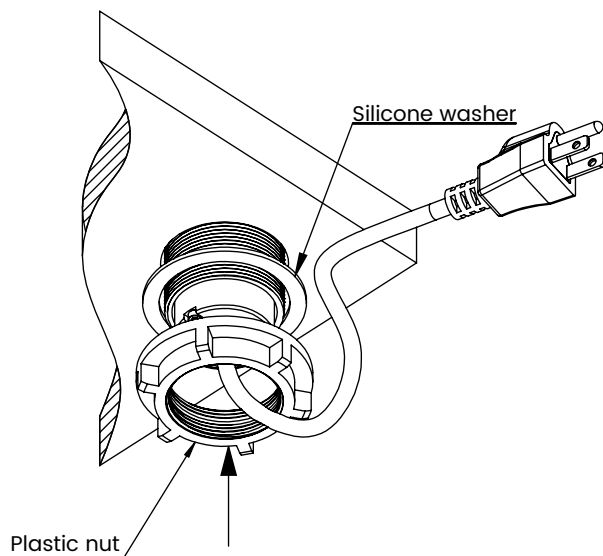


FIGURE 3

Install provided plastic nut.

2

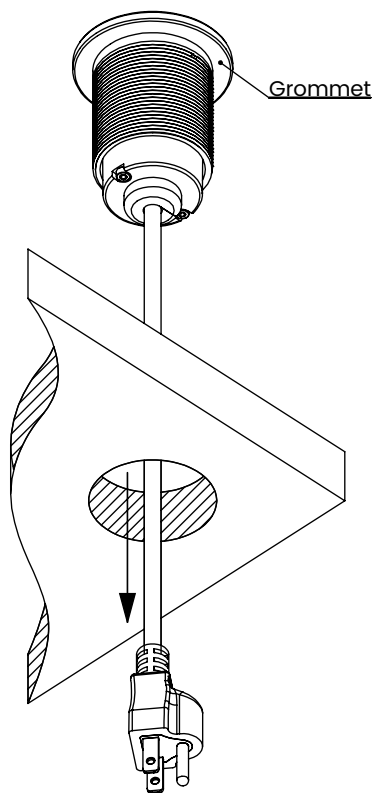


FIGURE 2

Slide the provided silicone washer on the grommet.  
Place the grommet in the hole.

4

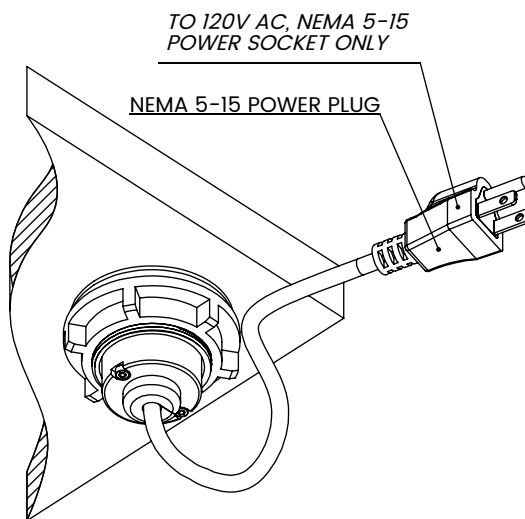


FIGURE 4

Connect the power plug to a power outlet.

#### CARE INSTRUCTIONS

Brass will patina over time like other natural metals and regular care is required in order to retain the quality finish of your fixture for years to come.  
Gently wipe with a damp cloth to remove dirt, dust, and fingerprints.  
Do not use any chemical cleaning solution.  
Use indoors only.