

ASSEMBLY COORDINATOR: PLEASE DISTRIBUTE/POST/ANNOUNCE!

ASSEMBLY DATE: _____

ASSEMBLY TIME: _____

FOR: _____



**Young
Audiences
Arts for
Learning**
Maryland



DEBRA MIMS

PRESENTS

“Grandma’s ‘Cautionary’ Tales”

Debra Mims is an actress with over twenty-five years of experience on stage, film, radio, and television. She was an award-winning arts producer for PBS for thirteen years. Debra was trained as an actress and dancer, earning a BFA in Theatre Performance from Marygrove College in Detroit, Michigan. She has performed with Young Audiences of D.C. since 1996 and also with the Children’s Theatre in Madison, Wisconsin. Now working as a writer and performer, she has combined her love of history, literature, writing, and the arts to create original theatrical presentations that are highly interactive and vividly portray the African-American experience. Debra was awarded an Individual Artist Award for her solo performance from the Maryland State Arts Council in 2003.

- Prep Information For Assembly Coordinator -

DEBRA MIMS
PRESENTS



**Young
Audiences**
**Arts for
Learning**

Maryland

“Grandma’s ‘Cautionary’ Tales”



PLEASE PASS ALONG THE ATTACHED TEACHER PROGRAM GUIDE TO ALL PARTICIPATING CLASSROOMS.

SET-UP REQUIREMENTS:

- A cleared performance space
- No interruptions during performance (bells, announcements, etc.)

ARTIST ARRIVAL TIME: 20 minutes prior to performance

SUGGESTED INTRODUCTION:

“Ladies and Gentlemen, Boys and Girls, let's give a warm welcome to Debra Mims presenting... Grandma's 'Cautionary' Tales!”

YAMD CONTACT NUMBER: 410.837.7577

INCLEMENT WEATHER: DON'T WORRY! Artists will follow school closings/delays. They will work with you to reschedule the performance if necessary.

AFTER HOURS/EMERGENCY NUMBER: Call 410.837.7577 and follow the prompts to be connected with a staff member on call.

Teacher Program Guide



Young
Audiences
Arts for
Learning
Maryland

“Grandma’s ‘Cautionary’ Tales”

Artist: Debra Mims

GRADE
LEVEL:
1-5
& 6-8

Inside this guide:

Artist Bio
Performance
Description
SC Connectors
Vocabulary
List of Resources
Post-Performance
Activities

Contact Young
Audiences for more
information on this
and other programs.

410.837.7577
www.yamd.org

Artist Bio

Debra Mims is an actress with over twenty-five years of experience on stage, film, radio, and television. She was an award-winning arts producer for PBS for thirteen years. Debra was trained as an actress and dancer, earning a BFA in Theatre Performance from Marygrove College in Detroit, Michigan. She has performed with Young Audiences of D.C. since 1996 and also with the Children's Theatre in Madison, Wisconsin. Now working as a writer and performer, she has combined her love of history, literature, writing, and the arts to create original theatrical presentations that are highly interactive and vividly portray the African-American experience. Debra was awarded an Individual Artist Award for her solo performance from the Maryland State Arts Council in 2003.

Performance Description

Grandmother Sally Kathryn Mims tells stories her grandmother told her. This time she tells an entertaining mix of ghost, folk, and “cautionary” tales found in African, African-American, and Caribbean literature. The stories engage the audience in an entertaining and interactive style. Most importantly, the audience learns a moral or lesson from the stories. The program begins with Grandma entering and settling down to read. As she starts reading, she begins to hear noises and starts singing to ward off her fears. She tells the audience how her grandmother told her ghost stories and folk tales, all with a message, a moral, and a lesson to be learned. The program ends on a note of triumph that provides the audience, particularly children, with the knowledge that they can use positive thinking and action to overcome a bad situation. The show ends with a song in which everyone from the audience can participate by singing along.

Maryland State Curriculum Connectors

Fine Arts Content Standards in THEATRE

2.0 Historical, Cultural, and Social Context: Students will demonstrate an understanding of the history, traditions, and conventions of theatre, dramatic texts, and other literature of the theatre.

1. Express a broad range of human responses to a variety of stimuli
 - a. Identify ways in which theatre communicates feelings and ideas and reflects human experience by comparing dramatic texts from a variety of cultures
 - b. Identify how oral storytelling traditions reflect the beliefs and values of a given culture

Vocabulary

Abolitionist — a reformer who favors abolishing slavery

Bull Whip — a rawhide whip having a short handle and a long plaited lash

Confederacy — the southern states that seceded from the United States in 1861

Emancipation — freeing someone from the control of another

Excruciating — extremely painful, physically or emotionally

Manumission — to free somebody from slavery

North Star — Polaris; the guiding star in the night sky

Pot liquor — the liquid in a pot in which meat and vegetables have been boiled

Proclamation — a public or formal announcement

Promised Land — a longed-for place where complete satisfaction and happiness will be achieved

Quaker — a member of the Society of Friends, a Christian denomination founded in England in the 17th century

Rebs — a Confederate soldier

Sojourner — visit, vacation, rest, stop.

Suffrage — the right to vote in public elections

Swaddling — to wrap or bandage somebody or something with something

Topsy-turvy — with the top where the bottom should be; upside down

Union — the non-secessionist side of the United States during the Civil War—typically referred to as the Northern States or Yankees

Yankees — slang term referring to Union soldiers/residents



List of Resources

For Teachers:

Books:

- *Black Books Galore! A Guide to Great African American Children's Books*, Donna Rand, T.T. Parker, S. Foster, 1998, Wiley and Sons, Pub.
- *Many Thousands Gone: The First Two Centuries of Slavery in North America*, Ira Berlin, 1998, Harvard University Press.
- *Remembering Slavery*, edited by Ira Berlin, 1998, Harvard University Press.

Films:

- "Amistad"
- "Glory"
- PBS - "Africans in America, Roots of Resistance"

Websites:

- <http://www.africanamericanculture.org/>
Reginald F. Lewis Museum of African History and Culture
- <http://www.thewalters.org/>
The Walters Art Museum



Post-Performance Activities

1. Use the **Vocabulary Resource Sheet** to define and discuss key concepts from the program.
2. Use the **Make a Paper House Handout**: Students create a paper house representing their home or the home of their grandmother.
3. **Questions for Discussion**:
 - A. What was your favorite story?
 - B. What was the moral or main idea of that story?
 - C. How did Debra Mims use the acting tools of voice, body, and imagination to express different cultures and periods of history?

Vocabulary Resource Sheet

Debra Mims
“Grandma’s ‘Cautionary’ Tale”



Young
Audiences
Arts for
Learning
Maryland

Abolitionist_____

Bull Whip_____

Confederacy_____

Emancipation_____

Excruciating_____

Manumission_____

North Star_____

Pot liquor_____

Proclamation_____

Promised Land_____

Quaker_____

Rebs _____

Sojourner_____

Suffrage_____

Swaddling_____

Topsy-turvy_____

Union_____

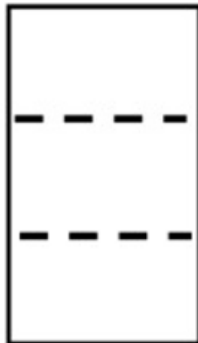
Yankees_____

Name: _____ Date: _____

Create a paper house representing your home or the home of your grandmother. Follow the directions to create a paper house. Then fill your house with images of things that are important to you.

How to Make A Paper House


Step 1: Fold your paper on the dotted lines.



Step 2: Keep the paper folded. Draw a line for the roof of your house.



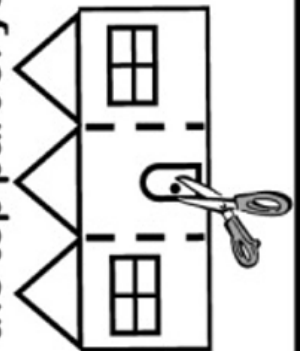
Step 3: Cut out your lines.



Step 4: Unfold the paper. Draw different details for your house.



Step 5: Cut ONLY ONE side and the top part of your door.



Step 6: Color your details.

