

ASSEMBLY DATE: \_\_\_\_\_

ASSEMBLY TIME: \_\_\_\_\_

FOR STUDENTS IN: \_\_\_\_\_

# Seagull Mama by Kathie diStefano



## Introduction



**Seagull Mama**, performed by Kathie diStefano, an American/Dutch actress, teacher, and former clown, teaches why litter is a problem for our environment and the importance of recycling. In this ‘introduction to theater’ the youngest audiences can enjoy a fun theatrical experience while learning about the importance of good trash behavior. Ms Kathie incorporates physical comedy, a Dutch Sing-A-Long and audience participation to entertain, while teaching her audiences how to take care of our environment.

## Performance Description

Ms. Kathie opens with a short talk about trash and recycling. This interactive show takes young audience members on a journey through the eyes of a seagull mamma who mistakes trash for fish while hunting for food for her young. How do our waterways get so polluted with plastic trash? The term ‘plastic soup’ is introduced; lakes, rivers, and seas that have so much plastic trash that no fish can live there.

The presentation incorporates physical theatre techniques to provide comic relief. Learning through laughter is Ms. Kathie’s favorite way of introducing theatre to young audience members while sharing important social messages. In the show finale, Ms. Kathie teaches the audience a Dutch song from the country she immigrated to 35 years ago. ‘The Garbage Song’ is included in this teacher’s guide.





# Seagull Mama by Kathie diStefano



**\*Please pass along the attached teacher program guide to all participating classrooms**

## **Inside this guide:**

- Artist Bio
- Standards
- Pre-Performance Activities
- Post-Performance Activities
- Classroom Discussion Questions
- Resources
- Lesson Suggestion
- Song Lyrics
- Comic Strip Handout

## **Setup Requirements**

- Screen and projector for the 'Welcome To The Netherlands' slide show presentation
- Sound system is required; Ms Kathie will provide a USB stick and/or tablet with song selections

## **Artist arrival time**

30 minutes prior to performance

## **Suggested Introductions**

*Ladies and gentlemen, boys and girls. I'd like to introduce you to Ms Kathie. Please join me in giving her a round of applause!*

## **Inclement Weather**

DON'T WORRY! Artists will follow school closings and delays and will work with you to reschedule the performance if necessary.

**Young Audiences Contact Number:**      410-837-7577

Call 410-837-7577 and follow the prompts to be connected with a staff member on call for After Hours or Emergency.



# Seagull Mama by Kathie diStefano



## Artist Bio:

Kathie enjoys sharing cultural stories and trash management facts about her Dutch homelands with American audiences. Her cross cultural work began with 'HabourTraces,' a collaboration with the Baltimore Rotterdam Sister City Committee in 2014. Her performance includes a 'show and tell' portion where a series of "Welcome To The Netherlands" slides are shown while Ms Kathie speaks about where the Netherlands is, Dutch culture and what the Dutch are most famous for.

She has been awarded the 'Leaders For A Living Planet' award by the World Wildlife Fund for her educational and community outreach work in Rotterdam, the Netherlands where she resides.



Kathie also has extensive experience performing and teaching improvisational theater, inspired by the work of Keith Johnstone, Loose Moose Theater in Calgary, Canada. Kathie graduated as a drama/dance major from Bard College in upstate New York.

## Standards:

### COMMON CORE STANDARD:

#### CCSS.ELA-LITERACY.CCRA.SL.2

Integrate and evaluate information presented in diverse media and formats, including visually, quantitatively, and orally.

*"Thank you for visiting Bay Brook Elementary Middle School to teach our students about keeping animals safe by disposing of trash and recycling properly. Your presentation had our students completely engaged. Because you use so much humor in your show, the students didn't even realize they were learning. They are all still smiling and talking about the show. We would love to have you back to Bay Brook any time."*

Debbie Woolley, Guidance Counselor  
Bay Brook Elementary Middle School



# Seagull Mama

## by Kathie diStefano



### Pre-Performance Activities:

Classroom discussion where the following questions are addressed:

- What is litter?
- Where do you see litter?
- Why is litter a problem?
- What is 'recycling'?
- What kinds of garbage cans are recycled?
- Listen to 'The Garbage Song' located in this Teacher's Guide. Ms Kathie shares the original Dutch version of this song with the audience before The Garbage Song sing-a-long portion of the show, including movements that the audience can do from their seats.

### Post-Performance Activities:

- Create a 'mini recycling center' in the classroom. Have different boxes or containers to hold various recyclable materials. For example: paper, cans, plastic, cardboard. See the 'Recycling in Baltimore City Guide' for inspiration, which can be found in the teacher's guide materials.
- Sing 'The Garbage Song', located in this teacher's guide, with the movements that were taught during the show. There is also a Garbage Song Poster with the lyrics included in this teacher's guide.
- Read 'Tom the Tulip & Eve the Sunflower' comic strip with the class, more information about this lesson can be found in this teacher's guide.
- Invite the children in the class to make a pledge to try and always throw trash away where it belongs.
- Organize a cleanup nearby school, to rid the area around school of litter.  
Tip: contact the local trash company for trash grabbers for your cleanup event.

### Classroom Discussion Questions:

- Ask the class if they know of places where there is a lot of trash. We call them 'trash hotspots'.
- Ask what can we do to reduce litter?
- Ask students how they feel when they see trash in their community.



# Seagull Mama

## by Kathie diStefano



### Resources:

**'The 3 R's' song by Jack Johnson** - a song about reduce, reuse and recycling.

[https://www.youtube.com/watch?v=USo\\_vH1Jz7E](https://www.youtube.com/watch?v=USo_vH1Jz7E)

**'Animals Save The Planet' animations**

[https://www.youtube.com/watch?](https://www.youtube.com/watch?v=gBZdUA8zxJ0&list=PLBBF70602F5268BA0)

[v=gBZdUA8zxJ0&list=PLBBF70602F5268BA0](https://www.youtube.com/watch?v=gBZdUA8zxJ0&list=PLBBF70602F5268BA0)



### Lesson Suggestion:

***Tom the Tulip & Eve the Sunflower comic strip about litter in nature, in this teacher's guide***

- Tom the Tulip & Eve the Sunflower can be projected onto a screen while being read out loud to the children. Midway through the story, on page 9, is a moment where a classroom discussion can be held about litter in nature and/or litter in our neighborhoods.
- Finish the drawing by adding to Tom & Eve's world.
- The illustrations in this comic strip are simple, leaving lots of space for children to add to the drawing. The individual pages can be printed out for children to draw on, adding their ideas and stories to the landscape in Tom the Tulip and Eve the Sunflower's world. Once completed the children can share their personalized drawings with a fellow classmate.
- Students read the story out loud.
- Some teachers print out the individual comic strip pages and hand them out to students. Standing in front of the class, or gathered audience, a group of about 8-12 students, each holding 'their' page, take turns reading out their lines. It is a simple exercise that involves reading and presentation skills.
- This comic strip can be acted out by students as written, or the story can be expanded upon incorporating student ideas. All kinds of variations can be created when children take the Tom the Tulip & Sunflower Eve characters and 'play' with the storyline.





# HET ROMMEL LIED THE GARBAGE SONG



**ROMMEL, ROMMEL, ROMMEL MAAR IK ZEG NU STOP**  
**GARBAGE, GARBAGE, GARBAGE, WE'VE ALL GOT TO QUIT**

**IK KAN DER NIET GOED TEGEN DUS IK RUIM HET ZELF MAAR OP**  
**I DON'T LIKE THAT MESS EVEN IF I MADE IT**



**IK VEEG EN RAAP TOT ALLES BLINKT**  
**SWEEP AND BAG IT THERE IT GOES**

**GEEN TROEP MEER OP DE GROND**  
**NO GARBAGE ON MY STREET**



**TOT HET LEKKER RUKT EN NIET MEER STINKT**  
**I WON'T HAVE TO HOLD MY NOSE**

**DAT IS NETJES EN GEZOND**  
**IT'S A PLACE I WANT TO BE**




**TOT HET LEKKER RUKT EN NIET MEER STINKT**  
**I WON'T HAVE TO HOLD MY NOSE**

**DAT IS NETJES EN GEZOND**  
**IT'S A PLACE I WANT TO BE**




# The story of Sally the Sunflower & Tom the Tulip




Sally and Tom are best friends.

You can always find them together.







They play catch.




They like to seesaw.




After playing they needed a rest,  
so they decided a nap was best.



After a nice long nap they woke up refreshed,  
ready for more fun and games.



But when they looked around, they were shocked at what they saw. What was going on?  
There was garbage everywhere!




Tom the Tulip and Sally the Sunflower decided to investigate.




“Look over there”, said Tom.

“I see some kids playing”. Sally added, “I think we should go over and talk to them.”




**Tom the Tulip and Sally the Sunflower  
went to talk to the children.**




**What do you think they said?**


They quickly cleaned the mess up together.  
They threw all the garbage away where it belonged.



Once the garbage was all cleaned up, Sally the Sunflower and Tom the Tulip and the children were happy again.




Sally and Tom went back to their games  
and their new friends joined them.





After this long and fun day it was time for bed.  
Goodnight Tom, goodnight Sally. Sweet dreams.



**The End**